



WWW.BARRYIND.COM

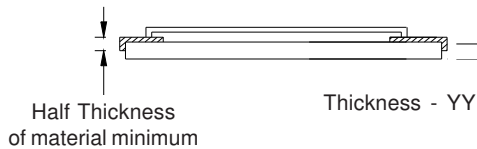
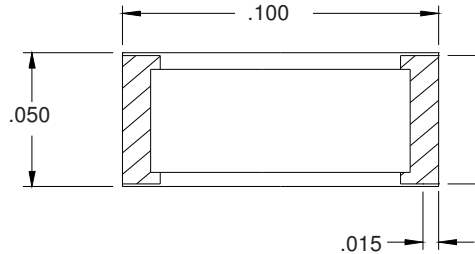
# RK1005ZZ-XXXXWN-YY\*

## BeO or Alumina

## 1/4 WRAP CHIP RESISTOR

### Features:

- ◆ BeO or Alumina material
- ◆ 1/4 Wrap
- ◆ Available in .5 ohm to 1 mohm
- ◆ DC - 10 GHz

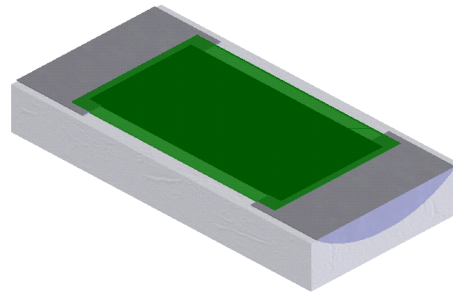


- All Dimensions in inches
- Tolerance  $\pm .005$
- Full part number (RK1005ZZ-XXXXWN-YY)
- Example part number (RK1005CT-50R0JN-91)
- Dimensions apply before tinning

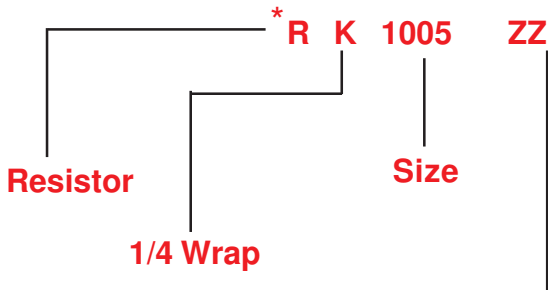
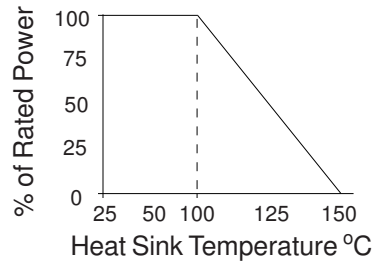
### General Description:

The RK1005ZZ-XXXXWN-YY\* series is a quarter wrap style chip resistor. It offers a small package design available in BeO or Alumina material.

\* See below for ordering options.



Derating Curve



### Termination Material and Finish

- BA** - available on Alumina:  
Palladium Silver, Epoxy Mount, **RoHS Compliant**
- CB** - available on Alumina & BeO:  
Tin Lead over Nickel over Silver, Solder Mount, NOT RoHS
- CT** - available on Alumina & BeO:  
Matte Tin over Nickel over Silver, Solder Mount, **RoHS Compliant**
- GA** - available on Alumina:  
Gold, Epoxy Mount, Wire Bond, **RoHS Compliant**
- JA** - available on BeO:  
Gold over Platinum Gold, Epoxy Mount, Wire Bond, **RoHS Compliant**

Ohms	Code
0.5	R500
1	1R00
10	10R0
50	50R0
100	1000
150	1500
1K	1001
10K	1002
100K	1003
470K	4703
1M	1004

### Tolerance

- F - 1%
- G - 2%
- J - 5%
- K - 10%
- L - 20%
- X = Special

### Thickness and Material

- 91 - .015" Alumina .25 Watts
- 93 - .025" Alumina .20 Watts
- 96 - .015 BeO 3 Watts
- 98 - .025 BeO 2 Watts

Barry Industries reserves the right to change part number and or process without notification

Barry Industries, Inc., 60 Walton St., Attleboro, MA 02703 T: 508-226-3350 F: 508-226-3317 E-mail: ABSales@Vishay.com  
Barry Industries maintains an ISO 9001 Certified Quality Management System

Origination Date	Revision Date	Rev.
12/10/07	06/02/14	A